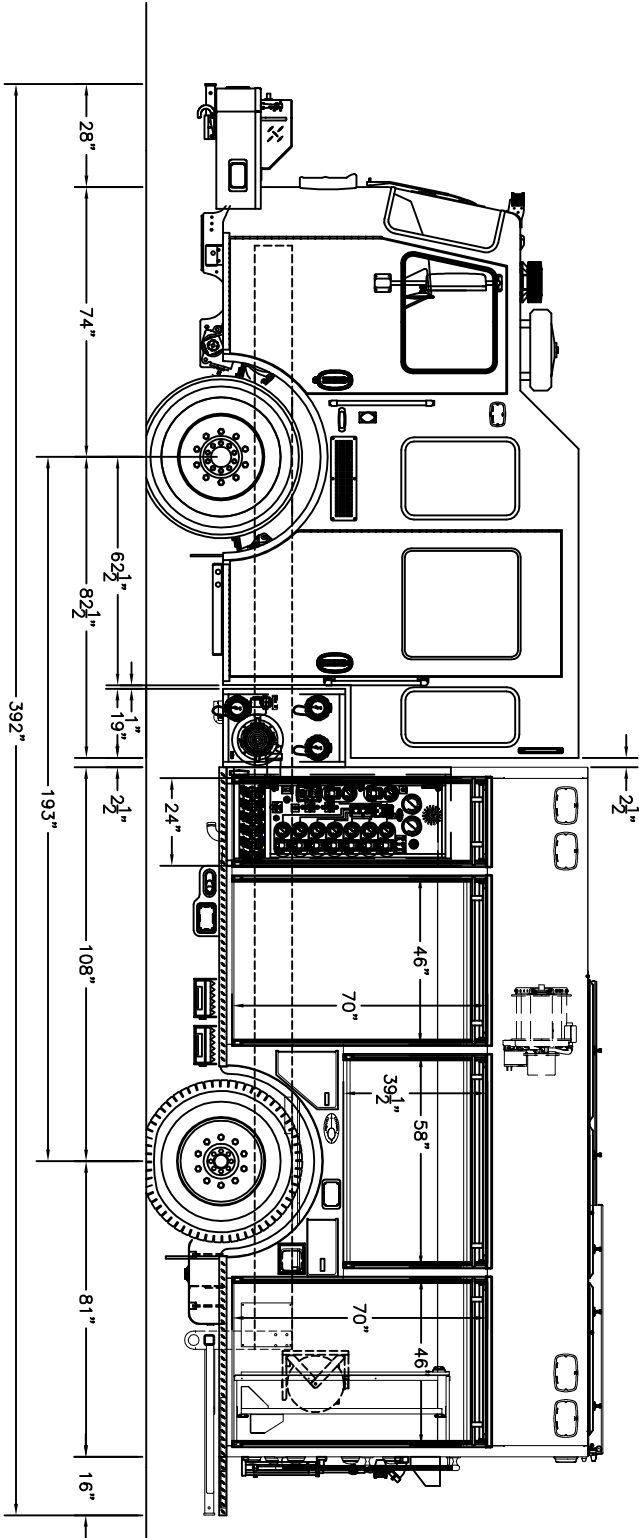
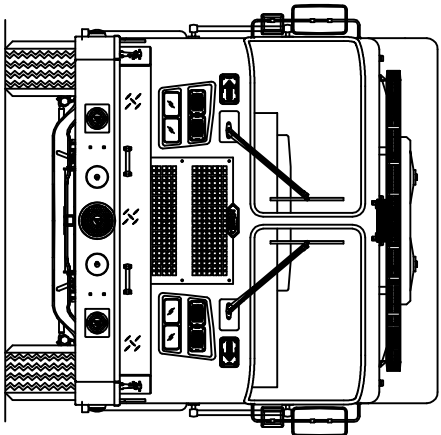
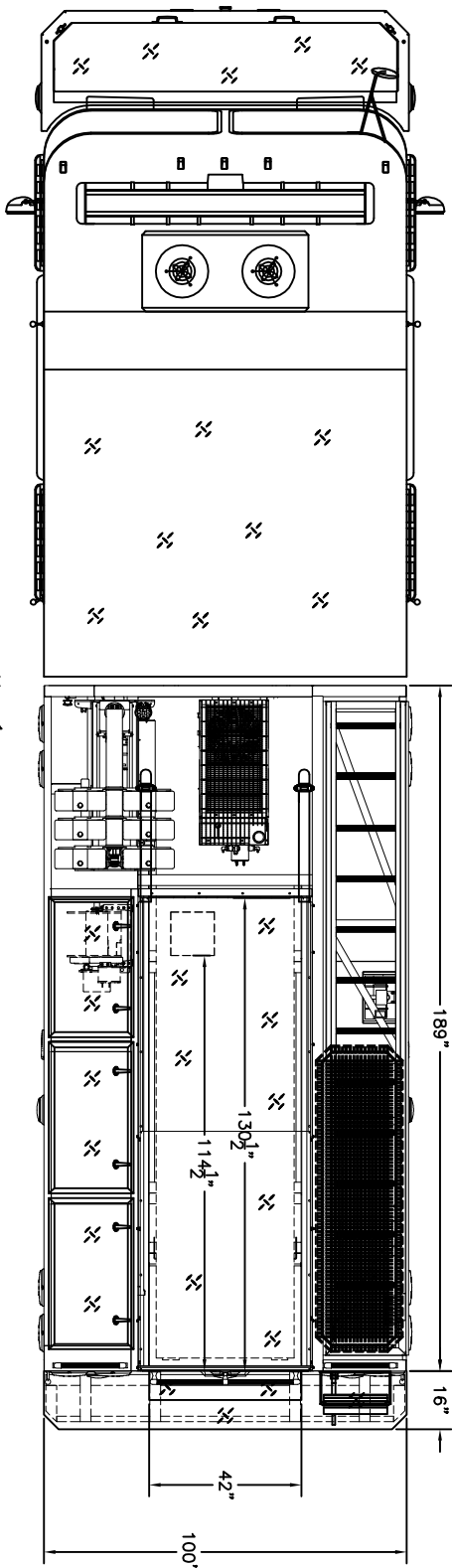
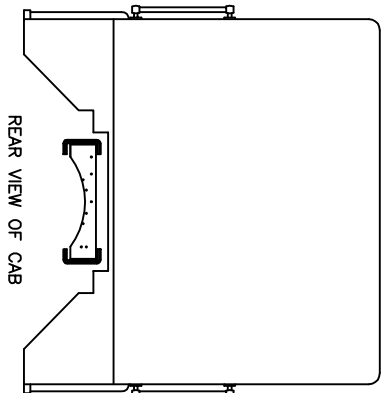


** NOTE **
OVERALL HEIGHT
128 TIRE = CURRENT
315 TIRE ADD 1 1/4"
425 TIRE ADD 2"



KME PREDATOR 100"
4 DOOR XLFD WITH 16" RAISED ROOF
HALE DSD-150, 1500 GPM SINGLE STAGE
750 GALLONS OF WATER TANK, POLY
189" PRO FLUSHBACK, 12 GA SST (304L)

THIS DRAWING IS A GENERAL
CONFIGURATION AND MAY NOT
NECESSARILY REFLECT ALL
CONTRACT SPECIFICATIONS.
CONTRACT SPECIFICATIONS SHALL
PREVAIL OVER DRAWING.

CUSTOMER APPROVAL:				DIMENSIONS ARE APPROXIMATE & MAY VARY DUE TO BUILD ADJUSTMENTS			
NAME:				SCALE	DWG SIZE	DRAWN BY	DATE
TITLE:				1"=24"	D	APPROVED BY RS	9/18/2014
DATE:				KME CUSTOM PRO PUMPER			
SALES ENGINEER : RYAN STANE				STONY POINT, NY			
GSO#9887				KOVATCH MOBILE EQUIPMENT			
				ONE INDUSTRIAL COMPLEX - NESQUEHANNING, PA 16840			