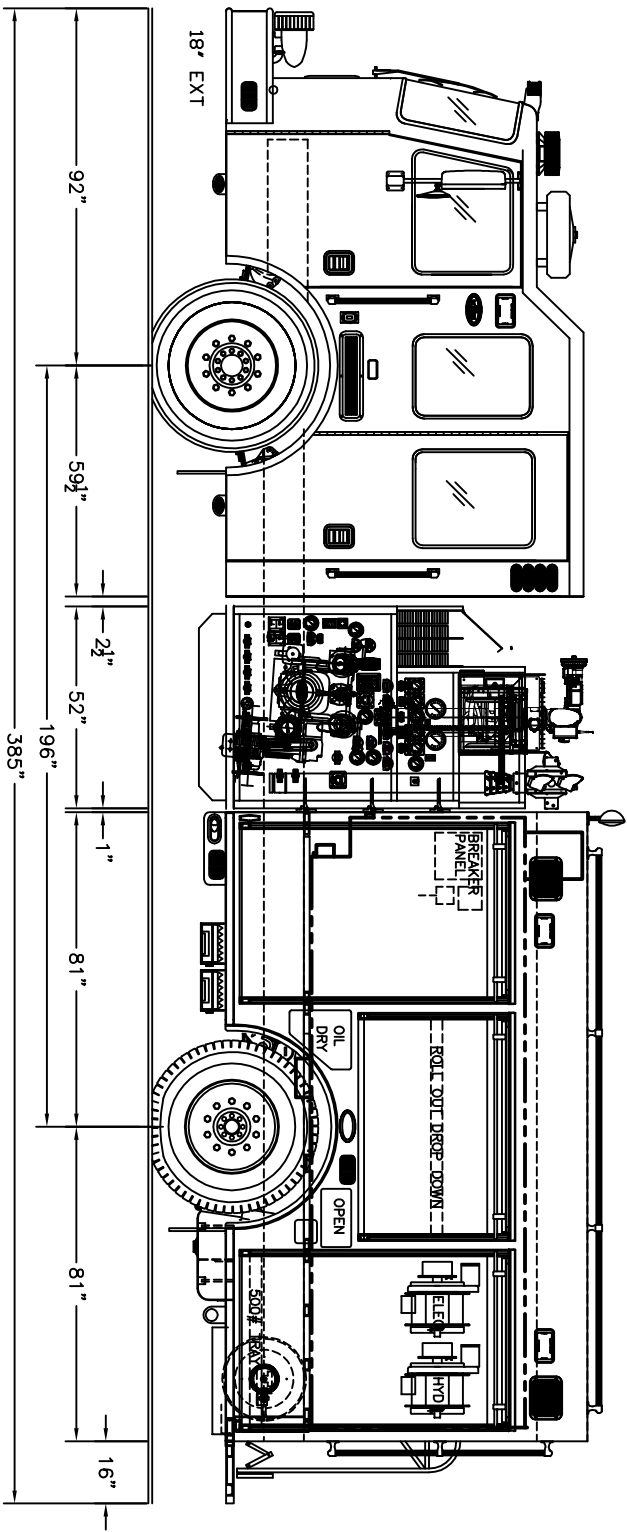
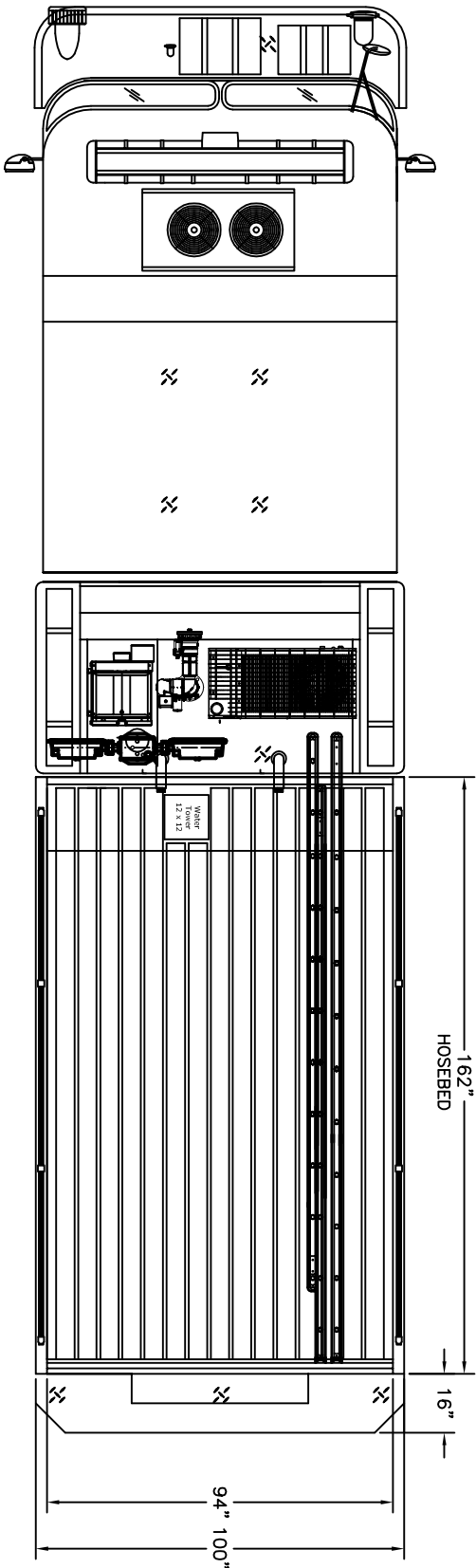
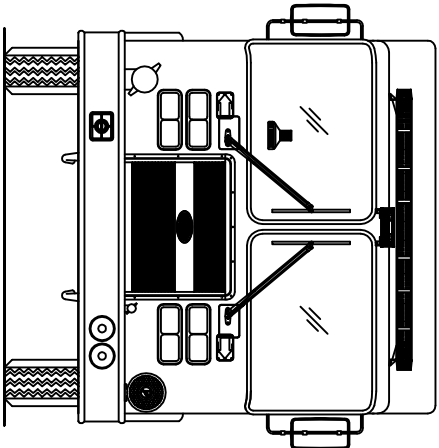


REAR VIEW OF CAB



CHASSIS

CHASSIS: KME PREDATOR XMPD 12" RR ALUM  
CAB: 4 DOOR  
ENGINE: COMINS ISM 500 HP W/JAKE  
TRANSMISSION: ALLISON 4000EVS 5-SPD AUTO  
FRONT AXLE: 21,480#  
REAR AXLE: 31,000#

PUMP

PUMP: HALE QMAX-150 1500 GPM SINGLE STAGE  
INTAKES  
DRIVER SIDE: 6" & 2 1/2"  
OFFICER SIDE: 6" & 2 1/2"  
FRONT: 6" OS  
REAR: 4" OS  
DISCHARGES  
DRIVER SIDE: (2) 2 1/2"  
OFFICER SIDE: (1) 4" & (1) 2 1/2"  
FRONT: (1) 1 1/2"  
REAR: (2) 2 1/2"  
DECK GUN: (1) 3"  
OTHER: (2) 1 3/4" CROSSLAWS  
(1) BOOSTER REEL

TANK

TANK: POLY  
WATER: 1,250  
FOAM: 1,250  
EXTRA FILLS:  
DUMPS:

BODY

BODY TYPE: CHALLENGER WB 162"  
MATERIAL: 12 GA STAINLESS STEEL  
COMPARTMENTATION  
DRIVER SIDE: FULL HEIGHT-FULL DEPTH  
OFFICER SIDE: FULL HEIGHT-SPLIT DEPTH  
HOSEBED  
CAPACITY: 100 CU FT  
DIVIDERS: TWO (2)  
HOSE LOAD: 500' OF 2 1/2"  
500' OF 4"  
500' OF 2 1/2"

MISC.

GENERATOR: SMART POWER HR-20  
FOAM SYSTEM: N/A

CUSTOMER APPROVAL:

NAME:  
TITLE:  
DATE:

THIS DRAWING IS A GENERAL CONFIGURATION AND MAY NOT  
NECESSARILY REFLECT ALL CONTRACTUAL REQUIREMENTS.  
CONTRACT SPECIFICATIONS SHALL PREVAIL OVER DRAWING

A	6-8-10	REVISED PER PPM	JGH
SYM	DATE	REVISION DESCRIPTION	APP'D

SALES ENGINEER : JASON HARTZ



KOVATCH MOBILE EQUIPMENT  
ONE INDUSTRIAL COMPLEX - NISQUOBBING, WA 98240

DWG SIZE/DRAWN BY JIM  
DATE 6-7-10 SCALE 1"=24"

APPROVED BY JGH

KME CUSTOM PUMPER

STONY POINT FIRE DIST., NY

GSO#8067