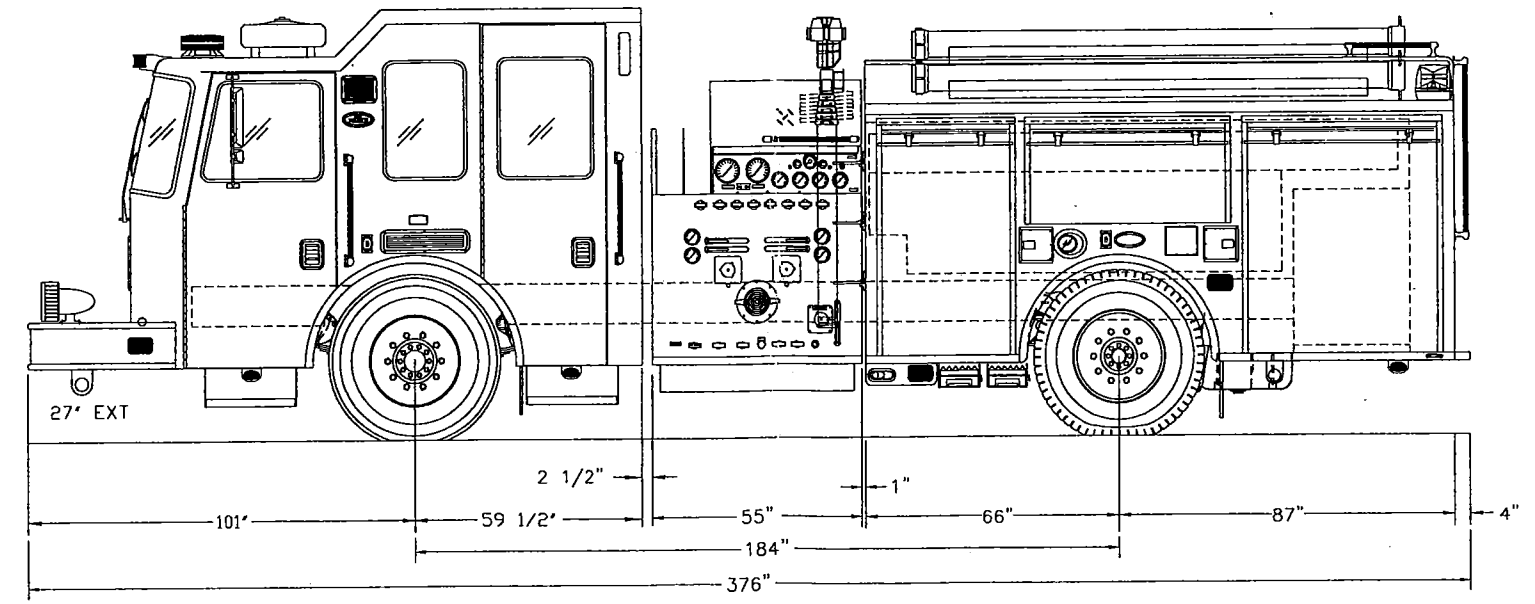
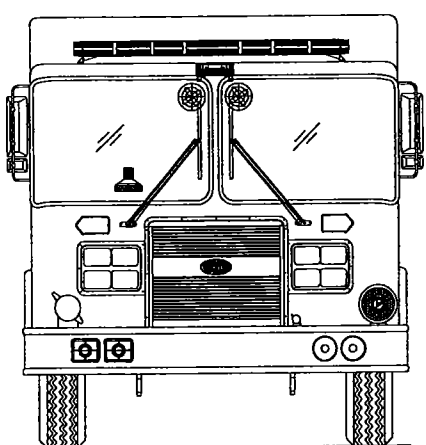
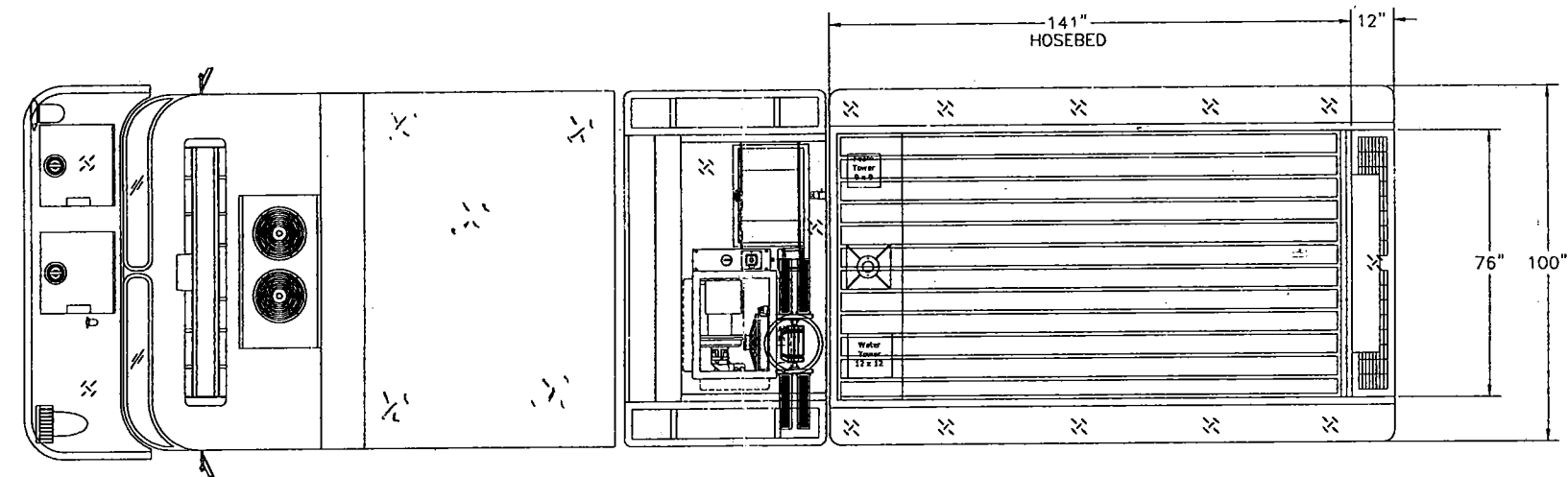


REAR VIEW OF CAB



----- CHASSIS -----

CHASSIS: KME PREDATOR XMFD 12" RR
 CAB: 4 DOOR
 ENGINE: CUMMINS ISM 450 HP
 TRANSMISSION: ALLISON 4000EVS
 FRONT AXLE: 20,000#
 REAR AXLE: 27,000#

----- PUMP -----

PUMP: HALE QMAX-200 2000 GPM SINGLE STAGE
 INTAKES
 DRIVER SIDE: 6" & 2 1/2"
 OFFICER SIDE: 6" & 2 1/2"
 FRONT: 6"
 REAR:
 DISCHARGES
 DRIVER SIDE: (2) 2 1/2"
 OFFICER SIDE: (1) 2 1/2" & (2) 4"
 FRONT: (1) 2 1/2"
 REAR: (2) 2 1/2"
 DECK GUN: (1) 3" & (1) 1" BOOSTER REEL
 OTHER: (1) 2 1/2" RIGHT FRONT HOSEBED
 (1) 1 1/2" LEFT FRONT HOSEBED
 (2) 1 3/4" CROSSLAYS, LOWERED

----- TANK -----

TANK: UPF POLY IIE
 WATER: 750
 FOAM: 30
 EXTRA FILLS:
 DUMPS:

----- BODY -----

BODY TYPE: 153" FLATBACK
 MATERIAL: 12 GA STAINLESS STEEL
 COMPARTMENTATION
 DRIVER SIDE: FULL HEIGHT-SPLIT DEPTH
 OFFICER SIDE: FULL HEIGHT-SPLIT DEPTH
 HOSEBED
 CAPACITY: 90 CU. FT.
 DIVIDERS: THREE (3)
 HOSE LOAD: 300' OF 1 3/4"
 1,200' OF 5/8"
 500' OF 2 1/2"

----- MISC. -----

GENERATOR: HARRISON 15.0MPC 15,000 WATT HYD
 FOAM SYSTEM: FOAM PRO MODEL 2002

CUSTOMER APPROVAL:

NAME: _____
 TITLE: _____
 DATE: _____

THIS DRAWING IS A GENERAL CONFIGURATION AND MAY NOT NECESSARILY REFLECT ALL CONTRACTUAL REQUIREMENTS. CONTRACT SPECIFICATIONS SHALL PREVAIL OVER DRAWING

SYM	DATE	REVISION DESCRIPTION	APP'I
A			

SALES ENGINEER : JASON HARTZ



KOVATCH MOBILE EQUIPMENT
 ONE INDUSTRIAL COMPLEX - NESQUEHONING, PA 18240
 DIMENSIONS ARE APPROXIMATE & MAY VARY DUE TO BUILD ADJUSTMENTS
 DATE: 2-13-07 SCALE: 1"=24" DWG SIZE: D DRAWN BY: JJM APPROVED BY: JGH
KME CUSTOM PUMPER
 MONSEY, NY
 GSO#6902